


## ARTUS LAC Multi-Directional Surface-Mounted

### Quick Facts

- Remote Powered, Class 2 Fixture
- 12W Cree LED
- Available in Warm White (2700K) and Soft White (3000K)
- 2-step SDCM ellipse for accurate color consistency between fixtures
- Up to 1000lm from source and 642lm delivered (IES files available upon request)
- Full dimming range via remote power supply
- Visible Dimensions - 110mm x 55mm x 55mm (4-3/8" x 2-3/16" x 2-3/16")
- 360° rotation with 60° adjustability from nadir
- Suitable for installation in drywall, wood, and stone ceilings
- Suitable for dry and damp locations
- Designed by Studio F·A·Porsche
- UL Listed
- Engineered and made in Germany



Description

Purposefully designed to illuminate artworks and architectural spaces in which recess lighting is not a viable option and various beam spreads are requested, the ARTUS LAC by Apure is the most flexible, minimalist, and high performance architectural lighting available. Almost invisible in design and featuring a rotation of 360 degrees, with angles of up to 60 degrees, the true to size luminaire projects precise beams of ambient light.

Construction

- Extruded aluminum fixture body, featuring Apure’s signature louver designed by Studio F+A-Porsche
- 50,000 hours LED lifetime
- Approximate fixture weight: 475g (1.05lbs)
- Operating Temperature: 10°C to 50°C
- Features Apure’s magnetic installation bracket system for tool free luminaire servicing
- 360° rotation with 60° adjustability from nadir

Fixture Size

- Visible Dimensions: 110mm x 55 mm x 55 mm (4-3/8” x 2-3/16” x 2-3/16”)
- Recess Depth: N/A - junction box not required

Light Output

- High performance Cree LED, available in various color temperatures
- 1000lm source light output, 642lm max delivered light output
- 2-step SDCM ellipse
- Color rendering index (CRI) min. 90
- Integral microprocessor controlled thermal protection

Electrical Specifications

- 24V DC Constant Voltage Input (Class 2, 12W Power Consumption)
- 96W 24V DC Power Supply Required (powers up to 4 fixtures)
- Magnetic Low Voltage (MLV) Dimming (or) 3-Wire Lutron Hi-Lume dimming protocols
- Recommended wire, min. 16 AWG plenum rated (CMP, when required) up to 150ft from remote transformer

Constant Current 1000mA 12V DC Input (Class 2, 12W Power Consumption)

- Remote 1000mA Constant Current Driver Required
- 0-10V 0.1% Dimming (or) 1-10V/Push/DALI (or) Phase Dimming drivers available
- Recommended wire, min. 16 AWG plenum rated (CMP, when required) up to 82ft from remote transformer

Installation Types

- Surface-Mounted: Standard installation to most ceiling surfaces using anchors or screws (not provided)
- Profile: Surface-mounted in the LINIAR System profile using anchors or screws (not provided)
- Semi-Recessed: Magnetically attached in the NEXU System enclosure (not provided)

Listings

- UL Listed, CE Conform
- Suitable for dry and damp locations

Resources

Scan QR Code or visit at [apurelighting.com/resources/](https://apurelighting.com/resources/)



Resources



Videos



ORDERING INFORMATION

SERIES

- ☐ AR - Artus Series

MODEL

- ☐ 2 - Artus Lac

TYPE

- ☐ 1 - LED

ORIENTATION

- ☐ M - Multi-Directional

FIXTURE FINISH

- ☐ BA - Black Anodized  
☐ WH - White Powder Coat

TEMPERATURE (CCT)

- ☐ 27 - Warm White (2700K)  
☐ 30 - Soft White (3000K)

COLOR RENDERING INDEX

- ☐ 90 - ≥90

OPTICS (DEGREE)

- ☐ S - Spot (14°)  
☐ N - Narrow Flood (36°)  
☐ F - Wide Flood (55°)

DIMMING PROTOCOL

- ☐ A - Magnetic Low Voltage (MLV) (24V)\*  
☐ L - Lutron 3-Wire Hi-Lume 0.1% (24V)\*  
☐ CC\*\* - 0-10V / DALI / Phase Dim (1000mA Constant Current, 12VDC)\*

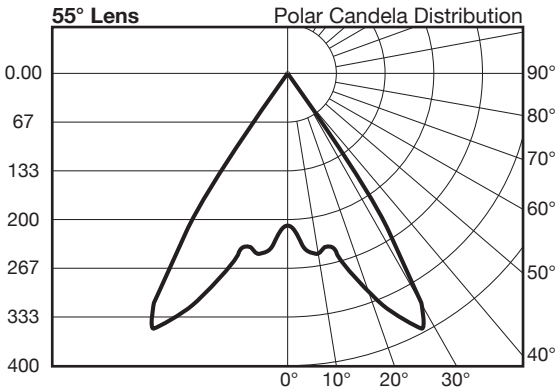
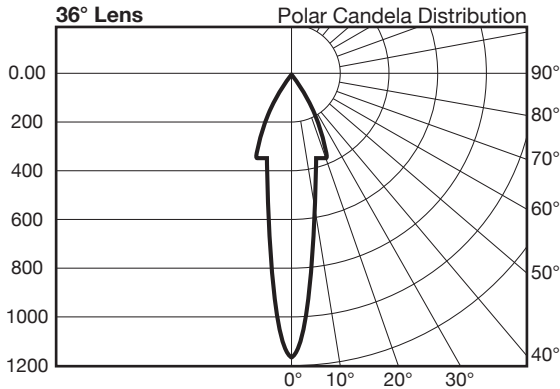
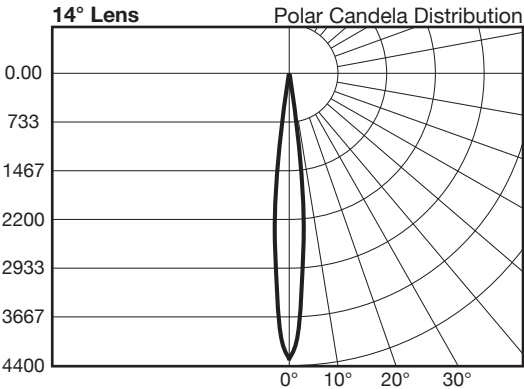
\*remote powered fixture, power supply required

\*\*Also cataloged as “EU”

ORDERING EXAMPLE

AR21MBA3090FCC

LED Photometrics



Accessory for Installation Type

Surface Mounted (Standard)  
Semi-Recessed (Nexu System)\*  
Profile System (Linair System)\*

Part Number	Thickness	Listings
None Required	--	--
NSBRKUXX	Various	UL
LSXXXX	15mm	--

Remote Power Supply for MLV Variant - [A]  
Magnitude M-Series Power Supply (96W 24VDC)

Part Number	Input Voltage	Listings
AA3096M	120Vac	ETL

Remote Power Supply for Lutron Variant - [L]  
Lutron 3-wire Hi-Lume Premier Eco Driver (by others)  
Lutron 3-wire HomeWorks Digital Control (by others)

Part Number	Input Voltage	Listings
L3D0-96W24V-U	120-277V	UL
LHD0-96W24V-U	120-277V	UL

Remote Power Supply for CC or EU Variant - [CC]

Magnitude AFLEX Power Supply (1000mA 60W)\*\*  
Magnitude AFLEX JBZN Series (1000mA 60W)\*\*\*  
Hatch FTX 0-10V (1000mA 50W)\*\*  
Hatch XTC (1000mA 32W)\*\*  
Apure Phase Dimmable (1000mA 26W)  
Apure Phase Dimmable (1000mA 65W)  
KGP DALI 2 NFC Touch Dim (500-1000mA 53.2W)\*\*

Part Number	Input Voltage	Listings
AA3010M1000	120-277Vac	UL Listed
AA3010MJBXX	120-277Vac	UL Listed
AA3FTXH1000	120-277Vac	UL Listed
AA3XTCH1000	120-277Vac	UL Recognized
AA32202DEU	220-240Vac	CE
AA32205DEU	220-240Vac	CE
AA3DALI2EU	220-240Vac	CE

\*Refer to cutsheet for more information.

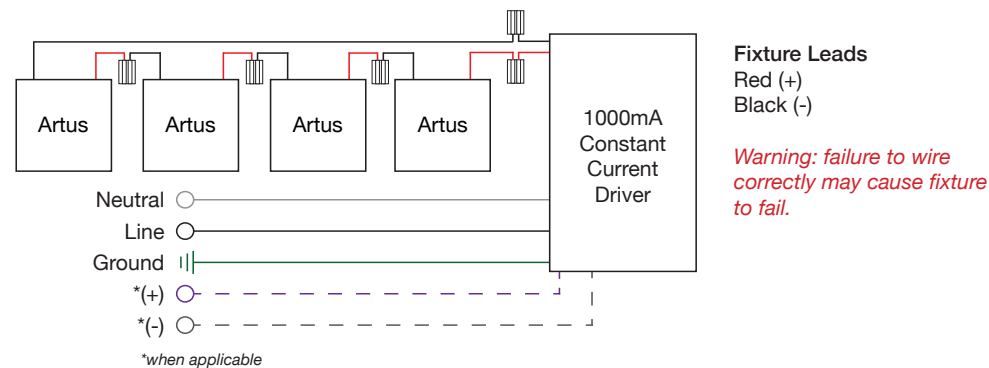
\*\*Driver enclosure required where applicable.

\*\*\*Refer to reseller for more information.

Custom Installation Types

- Observe and follow all local and national installation codes for all installation types.
- Test and make sure that all fixtures are working properly before any mudding, painting or finishing occurs!
- Read and adhere to all instructions supplied with each power supply and fixture.
- Follow all instructions supplied by power supply / driver manufacturer!

Wiring Diagram for Constant Current Artus products - [CC]



Additional Considerations

The above wiring diagram applies only to Constant Current Artus products with product ordering codes ending with “CC”. The diagram above shows the typical wiring schematic, however the total number of fixtures per driver is driver specific.

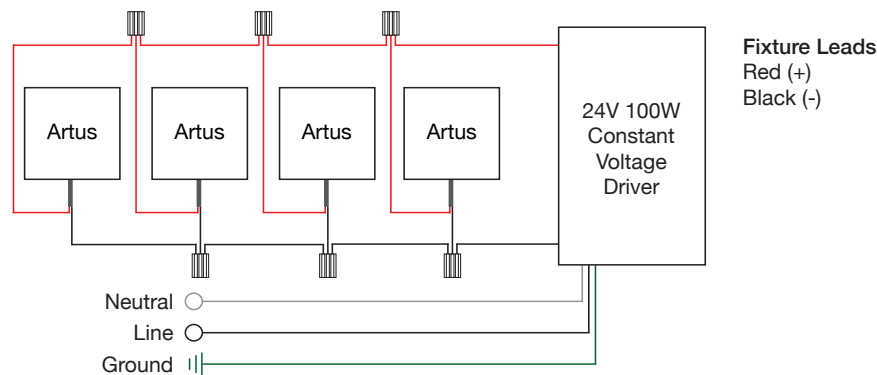
• Magnitude AFLEX 0-10V Driver (1000mA 60W)	1-4 Artus	16AWG - 82ft (25m)	US/CAN
• Hatch FTX 0-10V (1000mA 50W)	2-3 Artus	16AWG - 82ft (25m)	US/CAN
• Hatch XTC34 Phase Dimmable (1000mA 32W)	1-2 Artus	16AWG - 82ft (25m)	US/CAN
• Apure Phase Dimmable (1000mA 26W)	1-2 Artus	16AWG - 82ft (25m)	EU/INT'L
• Apure Phase Dimmable (1000mA 65W)	3-5 Artus	16AWG - 82ft (25m)	EU/INT'L
• KGP DALI 2 NFC Touch Dim (500-1000mA 53.2W)	1-4 Artus	16AWG - 82ft (25m)	EU/INT'L

**WARNING:** The power supply must operate within the range of minimum to maximum fixtures. Operation with less or more fixtures from the specified amount will result in damage to the power supply and/or lighting fixture. Incorrectly wiring the Constant Current lighting fixture may cause luminaire to fail.

Dimmer Compatibility

Driver manufacturers perform extensive compatibility testing with various dimmers and LED loads. Dimming performance may vary based on driver type, load, wiring, and dimmer model. Apure recommends verifying system performance prior to installation. Refer to the LED driver specification sheet for detailed dimming data.

Wiring Diagram for 24V Artus Products - [A] MLV or [L] Lutron



Additional Considerations

The above wiring diagram applies only to 24V Artus products with product ordering codes ending with “A” or “L”. The diagram above shows the typical wiring schematic, however the total number of fixtures per driver is driver specific.

• Magnitude M-Series Constant Voltage Driver (96W 24VDC)	1-4 Artus	≤16AWG - 150ft (45m)	US/CAN
• Lutron Hi-Lume Constant Voltage Driver (96W 24VDC)	1-4 Artus	≤16AWG - 150ft (45m)	US/CAN
• Lutron HomeWorks Constant Voltage Driver (96W 24VDC)	1-4 Artus	≤16AWG - 150ft (45m)	US/CAN

**WARNING:** The power supply must operate within the range of minimum to maximum fixtures. Operation with less or more fixtures from the specified amount will result in damage to the power supply and/or lighting fixture.

Dimmer Compatibility

Driver manufacturers perform extensive compatibility testing with various dimmers and LED loads. Dimming performance may vary based on driver type, load, wiring, and dimmer model. Apure recommends verifying system performance prior to installation. Refer to the LED driver specification sheet for detailed dimming data.

Fixture Dimensions

